










## Recommended Order of Draw

Order of Draw	Tube Name & Cap Colour	Volume & Tube Additive	Sample / Test Requirements <small>For any tests not listed below please review specimen requirements in ECA Medical Links' Lab Test Manual or ring 2452</small>	Mix by Gentle Inversion (x times)
<b>Collect First</b>	 Blood Cultures	Adult 8-10mL Paed 1-3mL <b>SAMPLE VOLUME CRITICAL</b>	Aerobic (blue top) and Anaerobic (purple top). Paediatric aerobic only (pink top) Blood Cultures. <b>DO NOT</b> place label over barcode or over the base of bottle. <b>DO NOT</b> overfill	NA
	 Citrate (blue top)	2.7mL Citrate <b>SAMPLE VOLUME CRITICAL</b>	Coagulation Studies-INR, APTT, Fibrinogen, D-Dimer, Lupus anticoagulant (3 x tubes required) Clotting factor studies. <b>IF USING BUTTERFLY, DISCARD FIRST TUBE THEN ALLOW NEXT TUBE TO COMPLETELY FILL</b>	8-10
	 Plain (red top)	10mL Plain	Protein electrophoresis, Rheumatoid Factor, Lithium, most Vitamins - Vit A, D, E. (A&E protected from light.)Hep B antigen,Hep B antibody, Hep C serology, HIV, Syphilis, Rubella, First Antenatal serology, Complete Hep B Screen (Sexual Health), NDP (New dialysis patient), RR2 (Renal review), BBV.	8-10
	 Heparin (lime green)	5.5mL Lithium Heparin Barricor	Routine Biochemistry Tests: Renal function, Glucose (if spun <2 hours), Liver function, Troponin, Drug assays, Iron studies, Lipids, Thyroid function, Calcium, Phosphate, Magnesium, Amylase, Urate, CRP, ETOH, BHCG, Cortisol, IgA, IgG, IgM, B12, Folate, AFP, CEA and CA125, PSA, PTH, CA19-9, CA153, BNP	8-10
<b>Collect Last</b>	 Heparin (dark green)	4mL Lithium Heparin	Lactate (received within 10 minutes of collect preferably on ICE)	8-10
	 EDTA (purple top)	4mL EDTA	Full Blood Count (FBC), Hb, WBC, Platelets, Retic Count, ESR. Special Biochemistry: HbA1C, Tacrolimus	8-10
	 EDTA (pink top)	6mL EDTA	Group, Antibody screen, DAT, Crossmatch, Cold Agglutinins. Labeling <b>must</b> include 3 forms of patient ID: (Surname, Forename, DOB &/or NHI number) + signature of phlebotomist.	8-10
	 Glucose (grey top)	2mL Fluoride Oxalate	Glucose – if sample not in lab within 2 hrs.	8-10
	 Trace Element (dark blue top)	7mL K <sub>2</sub> EDTA	Zinc, Copper, Aluminium, Lead, other Trace elements. Tube available on request from Laboratory.	8-10
	<b>QUANTIFERON GOLD TEST</b>	1mL as per black mark on side of tubes.	Mix WELL - by inverting tubes times ensuring the entire inner surface of the tube has been coated with blood Must be transported at RT and arrive at laboratory by 1630 hrs Monday to Thursday <b>DO NOT COLLECT FRIDAY - SUNDAY</b>	8-10 or shake tube for 5 sec

Alternatively:- Order of draw available on laboratory request forms.